



# 8<sup>TH</sup> INTERNATIONAL CONGRESS OF THE EUROPEAN FOOT AND ANKLE SOCIETY

2<sup>nd</sup>- 4<sup>th</sup> September 2010

CENTRE MEDICAL UNIVERSITARE (CMU)

GENEVA

SWITZERLAND

PRELIMINARY  
PROGRAMME



Register online at [www.efas.co.uk](http://www.efas.co.uk)

EFAS Secretariat • Email: [efas@eventplus.ie](mailto:efas@eventplus.ie) • Tel: +353 1 2302591 • Fax: +353 1 2302594

# The next Step in Foot Surgery

## APTUS® Fore- und Midfoot System 2.0/2.3, 2.8

- Ingenious plate design for most applications in the fore- and midfoot
- Multidirectional and angular stable TriLock locking technology ( $\pm 1.5^\circ$ ) in each plate hole
- HexaDrive – the secure connection between screw and screwdriver blade for an increased torque transmission and excellent self-holding properties
- Perfected screw design with sharp thread, atraumatic tip and increased torsional strength
- Simple color coding for intuitive handling

Medartis is one of the leading manufacturers of medical devices for craniomaxillofacial surgery, hand and plastic surgery as well as orthopaedic trauma surgery. Medartis is committed to providing surgeons and operating room personnel with innovative titanium implants, instruments and services that represent advances in bone fixation and thus patients' quality of life.

Headquarters Medartis AG | Hochbergerstrasse 60E | 4057 Basel | Switzerland  
[www.medartis.com](http://www.medartis.com)

medartis®

PRECISION IN FIXATION

# COME TO GENEVA

Dear Colleagues, Dear Friends

I invite you to participate in our 8th annual congress in the wonderful city of Geneva. Our society has developed and grown in these past 12 years and the support and continued work of our members, committees and Council will ensure that the society continues to flourish. We set the benchmark for Foot and Ankle Surgery in Europe and as such our voice in Europe needs to remain strong and unified. We have a chance at our annual congress to meet old friends and make new friendships and it is in this spirit of cohesion that we look forward to an interesting and thought-provoking scientific programme and an enjoyable social programme.

I hope to see you in Geneva.



Hakon Kofoed  
EFAS President

**DEADLINE FOR EARLY REGISTRATION FEE: 1ST AUGUST 2010**

## EFAS SECRETARIAT

### AND CONGRESS ORGANISER:

European Foot and Ankle Society  
76a Upper Georges Street  
Dun Laoghaire, Co. Dublin, Ireland  
Tel: + 353 1 230 2591  
Email: [efas@eventplus.ie](mailto:efas@eventplus.ie)

Fax: +353 1 230 2594  
Web: [www.efas.co.uk](http://www.efas.co.uk)

## CONGRESS VENUE:

Centre Medical Universitaire (CMU)  
1 rue Michel Servet  
CH-1211 Geneve  
SWITZERLAND

## FACULTY OF SPEAKERS

J. Asuncion	Spain	B. Hintermann	Switzerland
T. Badekas	Greece	H. Kofoed	Denmark
F. Barca	Italian	O. Laffenetre	France
S. Barrett	USA	M. Maestro	Monaco
J.L. Besse	France	B. Magnan	Italy
L. Blankevoort	The Netherlands	W. Potthast	Germany
P. Bock	Austria	E. Rabat	Spain
M. Bonnin	France	M. Richter	Germany
P. Carravaggi	UK	P. Rippstein	Switzerland
X. Crevoisier	Switzerland	A. Roeser	Germany
M. Davies	UK	P.D. Symeonidis	Greece
M. De Prado	Spain	E. Toullec	France
M. Delmi	Switzerland	Y. Tourné	France
P. Diebold	France	V. Valderrabano	Switzerland
E. Evangelou	Greece	J. Vega	Spain
R. Fuhrmann	Germany	A. Viladot	Spain
N. Geary	UK	M. Weber	Switzerland

## EFAS SCIENTIFIC COMMITTEE

Thanos Badekas	Bruno Magnan
Fernando Alvarez	David Redfern
Jean-Luc Besse	Martinus Richter
Marino Delmi (Local Host)	Bart Swierstra

# 8<sup>TH</sup> EFAS CONGRESS PROGRAMME OVERVIEW

The Programme comprises:

- Plenary Scientific Sessions
- Poster Presentations open throughout the Congress
- Commercial Exhibition open throughout the Congress
- Evening Social Events on Thursday 2nd and Friday 3rd September
- Accompanying Persons Tours on Thursday 2nd, Friday 3rd and Saturday 4th September

Date	Early Morning	Late Morning	Early Afternoon	Late Afternoon	Evening
<b>Wednesday 1st September</b>				EFAS Council meeting Exhibition Set Up Registration Set Up	EFAS Faculty Dinner
<b>Thursday 2nd September</b>	<b>Symposium</b> iFAB <b>Free Papers</b> Forefoot	<b>Controversial –</b> OT Weil or NOT Weil <b>Live Surgery</b> Sessions	<b>Symposium</b> Navigation & Pedography in F&A Surgery <b>Free Papers</b> Biomechanics & Scoring Systems	<b>Poster Session</b> Oral/Poster Session	<b>Welcome</b> <b>Reception</b> Restaurant Hôtel du Parc des Eaux-Vives
<b>Friday 3rd September</b>	<b>Symposium</b> Minimally Invasive Surgery <b>Free Papers</b> Ankle Arthrodesis <b>Live Surgery</b> Session	<b>EFAS General</b> <b>Assembly</b>	<b>Symposium</b> Management of Ankle Arthrosis <b>Free Papers</b> Ankle Arthroplasty	<b>Round Table:</b> Pain in F&A Surgery <b>President's Lecture</b> <b>Inauguration of</b> <b>New President</b>	<b>Congress</b> <b>Dinner</b> Four Seasons Hotel des Bergues
<b>Saturday 4th September</b>	<b>Symposium</b> Sports Injuries <b>Free Papers</b> Foot and Ankle Sports	<b>Symposium</b> Hallux Valgus <b>Free Papers</b> Forefoot/Various <b>Congress Close</b>	<b>Exhibition Breakdown</b>		

## SCIENTIFIC PROGRAMME

THURSDAY 2ND SEPTEMBER 2010



- 07.00 Registration**  
**08.00 Opening Ceremony**  
*Hakon Kofoed, EFAS President*  
*Pierre Hoffmeyer, SSOT President and Chairman*  
*Marino Delmi, Local Host*

### SESSION 1 SYMPOSIUM, i-FAB COMMUNITY RESEARCH

- 08.15 Validity and usability of protocols for multi-segmental kinematics analysis of the foot  
*P. Caravaggi, UK*
- 08.30 Medical imaging analysis and hindfoot kinematics  
*L. Blankevoort (The Netherlands)*
- 08.45 Influence of muscle force distribution on contact stress in the talo-crural joint from in-vitro measurements  
*W. Potthast (Germany)*
- 09.00 Discussion / Questions to the panel

### SESSION 2 FREE PAPERS – FOREFOOT


- 09:20 Comparative study between Weil osteotomy and Distal Metatarsal Mini-invasive Osteotomy  
*J.L. Besse (France)*
- 09:28 Influence of hallux valgus on pelvis and lower extremities movement during gait  
*J. Kozakova (Czech Republic)*
- 09:36 One-stage Metatarsal Lengthening by Allograft Interposition for treatment of brachymetatarsia  
*S. Giannini (Italy)*
- 09:44 Salvage procedure for 1st MTPJ: Our experience using tri-cortical interposition grafts  
*A. Malhotra (UK)*
- 09:52 Biomechanic studies of the anatomic structure that constrain dislocation of the second metatarsophalanx  
*M. Gaytan (Argentina)*
- 10:00 Percutaneous distal metatarsal osteotomy for correction of bunions  
*E. Samaila (Italy)*
- 10:08 A comparison between Endolog technique and Percutaneous Distal Metatarsal Osteotomy (PDO)  
*C. Biz (Italy)*
- 10:16 Metatarsophalangeal instability treatment of the second toe in preliminary state  
*M. Alcacer (Argentina)*

**10.25 – 10.50 Coffee Break, Exhibition and Posters**

### SESSION 3 CONTROVERSIAL – OT WEIL or NOT WEIL?

- 10:50 Weil: YES! Why?  
*M. Maestro (Monaco)*
- 11:05 Weil: NO! Why?  
*A. Viladot (Spain)*
- 11:20 Discussion / Questions to the panel

### SESSION 4 LIVE SURGERY – PART 1

- Sponsored by:  **SYNTHES**
- 11:30 OT calcaneum and lig. deltoid repair  
*V. Valderrabano (Switzerland)*
- 12:00 Arthrodesis of MTP1 and Gauthier OT  
*Y. Tourné (France)*

**12:30 – 14:00 Lunch, Exhibition, Industry Workshops and Posters**

*Cadaver Workshop, CMU Anatomy Laboratory: Osteomed*  
*Industry Workshops, CMU: DePuy, Integra, Small Bone International*

### SESSION 5 SYMPOSIUM – NAVIGATION AND PEDOGRAPHY IN F&A SURGERY

- 14:00 Introduction to Navigation and applications  
*M. Richter (Germany)*
- 14:15 Foot & Ankle Fracture Management with Navigation  
*M. Richter (Germany)*

- 14:30 Pedobarography  
*E. Toullec (France)*
- 14:45 Discussion

## SESSION 6 FREE PAPERS – IMAGING AND SCORING

- 15:00 Intraoperative Pedography Improves Clinical Outcome at Follow-up of more than 20 months  
*M. Richter (Germany)*
- 15:08 Intraoperative 3D Imaging in Foot and Ankle Trauma – The Second Device Generation (ARCADIS-3D)  
*M. Richter (Germany)*
- 15:16 Normative data of the visual analogue scale foot and ankle (VAS FA) for pathological conditions  
*M. Richter (Germany)*
- 15:24 Assessment of periprothetic osteolysis after Total Ankle Replacement: conventional radiography versus CT-scan  
*J.L. Besse (France)*
- 15:32 The SAFAS score after lateral ligament reconstruction.  
*I. Winson (UK)*

## 15.45 – 16.05 Coffee Break, Exhibition and Poster Exhibition

### SESSION 7 POSTER SESSION\*



*Best Poster Award supported by*

*\*This session will involve 10 x 4 min presentations of the top 10 posters*

- 16:05-16:09 Pediatric Flat Foot Treatment With Arthroereisis: Comparison Of Two Techniques  
*G. Manfredini (Italy)*
- 16:10-16:14 Effect of achilles/gastrocnemius complex and hamstrings lengthening in cerebral palsy  
*M. Vlachou (Greece)*
- 16:15-16:19 Plantar vs Dorsal Approach in the Treatment of Morton's Neuroma  
*P. Sotelano (Argentina)*
- 16:20-16:24 Treatment and Outcome of Open Ankle Fractures  
*F. Pease (UK)*
- 16:25-16:29 Diagnosis of the injured anterior talar-fibular ligament. Comparison between talar tilt, MRI and operative findings in 29 patients with chronic ankle instability  
*Y. Shiozaki (Japan)*
- 16:30-16:34 Total Ankle Replacement for post traumatic arthritis: long term results  
*B. Magnan (Italy)*
- 16:35-16:39 Transmetatarsal amputation for deep forefoot infections in diabetic patients  
*T. Ball (UK)*
- 16:40-16:44 Complex ankle fractures with tibio-fibular syndesmosis injuries: cases review  
*G. Manfredini (Italy)*
- 16:45-16:49 Asymptomatic deep vein thrombosis is frequent following ankle fractures  
*M. Sultan (UK)*
- 16:50-16:54 Evidence for a localized neuropathy in hallux abducto valgus patients  
*D. Robinson (Israel)*
- 17:00 Adjourn

### 17:30 Welcome Reception

Coaches depart from CMU to Restaurant Hôtel du Parc des Eaux-Vives from 17:30 and return to Geneva city centre from 19:00

# SCIENTIFIC PROGRAMME

## FRIDAY 3RD SEPTEMBER 2010

### SESSION 8 SYMPOSIUM – MINIMALLY INVASIVE SURGERY

- 08:00 Principles of Percutaneous and MIS  
*M. De Prado (Spain)*
- 08:15 MIS for hallux valgus: results  
*O. Laffenêtre (France)*
- 08:30 Endoscopic release for Morton's  
*E. Rabat (Spain)*
- 08:40 MIS and other techniques for Morton's  
*B. Magnan (Italy)*
- 08:50 Endoscopic Tarsal Tunnel Decompression  
*S. Barrett (USA)*
- 09:00 MIS and percutaneous: pitfalls  
*J. Asuncion (Spain)*
- 09:15 Discussion / Questions to the panel

## SESSION 9 FREE PAPERS – ANKLE ARTHRODESIS

- 09:30 Static and dynamic hindfoot alignment in ankle and TTC arthrodesis  
*A. Frigg (Switzerland)*
- 09:38 The impact of complications in total ankle replacement and ankle fusion analyzed by prospective validated outcome at intermediate follow-up  
*F. Krause (Switzerland)*
- 09:46 Influence of soft tissue structures of foot on valgus flatfoot  
*K. Grebennikov (Ukraine)*
- 09:54 Opportunities of correction of hindfoot deformities in combination with implantation of an ankle arthroplasty  
*A. Roeser (Germany)*
- 10.02 LCL and PTTD stage II: calcaneus lengthening osteotomy or calcaneus-cuboid distraction arthrodesis?  
*G. Haeseker (The Netherlands)*
- 10.10 Tibialocalcaneal arthrodesis with retrograde nailing: first vs second generation nails 26 cases  
*M. Monteagudo (Spain)*

## 10.18-10.45 Coffee, Exhibition and Posters

## SESSION 10 LIVE SURGERY – PART 2

Sponsored by:



- 10:45 Chevron osteotomy and PIP fusion  
*M. Delmi (Switzerland)*
- 11:15 FHL transfer for Achilles tendinitis  
*T. Badekas (Greece)*

## SESSION 11 EFAS GENERAL ASSEMBLY

### 11.45 General Assembly & Council Elections

### 12.45 – 14.00 Lunch, Exhibition, Industry Workshops and Posters

*Cadaver Workshops, CMU Anatomy Laboratory: Integra, Tornier  
Industry Workshops, CMU: Arthrex, Biotech, Synthes*

## SESSION 12 “SWISS” SYMPOSIUM – MANAGEMENT OF ANKLE ARTHROSIS

- 14.00 Arthroscopy and cheilectomy  
*V. Valderrabano (Switzerland)*
- 14.10 Peri-malleolar osteotomies  
*M. Weber (Switzerland)*
- 14.25 Arthrodesis  
*X. Crevoisier (Switzerland)*
- 14:40 Ankle Arthroplasty: concept and indications  
*H. Kofoed (Denmark)*
- 14:50 Ankle Arthroplasty: technique-useful tips  
*M. Bonnin (France)*
- 15:00 Arthroplasty in Varus/Valgus Deformities  
*B. Hintermann (Switzerland)*
- 15:10 Failed Total Ankle Arthroplasty  
*P. Rippstein (Switzerland)*
- 15:20 Discussion / Questions to the panel

## SESSION 13 FREE PAPERS – ANKLE ARTHROPLASTY

- 15.30 Update in foot and ankle biological prostheses  
*S. Giannini (Italy)*
- 15.38 Comparison of functional results following Total Ankle Arthroplasty and Ankle Arthrodesis  
*J.L. Besse (France)*
- 15:46 The Box Prosthesis: a novel total ankle replacement design  
*S. Giannini (Italy)*
- 15.54 Does varus mal alignment influence the clinical and radiographic results after the STAR total ankle  
*N.C. Jensen (Denmark)*

## 16.02 – 16.30 Coffee and Exhibition

**SESSION 14 ROUND TABLE – PAIN IN F&A SURGERY**

- 16.30 Update on Anesthesiology techniques for F&A  
*P.D. Symeonidis (Greece)*
- 16.40 Advances in Pain Control after surgery  
*P. Bock (Austria)*
- 16.50 Management of CRPS (Südeck dystrophy)  
*E. Evangelou (Greece)*
- 17.00 Discussion and questions Panel

**17.15-17.45 The President's Lecture****17.45-18.00 The President's Farewell and Inauguration of New EFAS President 2010-2012****18:00 Adjourn****19:30 EFAS Congress 'GALA DINNER', Four Seasons Hotel des Bergues, Geneva****SCIENTIFIC PROGRAMME****SATURDAY 4TH SEPTEMBER 2010****SESSION 15 SYMPOSIUM – SPORTS INJURIES**

- 08.30 Achilles tendon: Insertional pathologies  
*J-L. Bessé (France)*
- 08.40 Achilles tendon: non-insertional pathologies  
*A. Roesser (Germany)*
- 08.50 Peroneal tendons  
*J. Vega (Spain)*
- 09.00 Turf toe and flexor hallucis longus  
*M. Davies (UK)*
- 09.10 Discussion / Questions to the panel

**SESSION 16 FREE PAPERS – SPORTS/HINDFOOT**

- 09.20 Pedographic findings in ankle instability  
*D. Robinson (Israel)*
- 09.28 Ankle joint pressure in pes cavovarus after lateralizing calcaneal osteotomies  
*F. Krause (Switzerland)*
- 09.36 The repair of osteochondral lesions of the talus with one-step surgery  
*S. Giannini (Italy)*
- 09.44 Chronic ankle instability: long term follow-up of lateral-ligament reconstructions  
*Y. Tourné (France)*
- 09.52 The role of Plantaris Longus in Achilles tendinopathy: a biomechanical study  
*F. Lintz (France)*

**10.00-10.20 Coffee and Exhibition****SESSION 17 SYMPOSIUM – HALLUX VALGUS**

- 10:20 Juvenile Hallux Valgus  
*P. Diebold (France)*
- 10.35 The Severe Hallux Valgus  
*F. Barca (Italy)*
- 10.50 How to avoid Complications in HV Surgery  
*N. Geary (UK)*
- 11.05 Failed and re-do surgery  
*R. Fuhrmann (Germany)*
- 11.20 Discussion / Questions to the panel

**SESSION 18 FREE PAPERS – FOREFOOT/VARIOUS**

- 11.30 Plantar fasciitis and the calcaneal spur; fact or fiction?  
*K. Johal (UK)*
- 11.38 Radiofrequency microtenotomy for the treatment of plantar fasciitis shows good early results  
*S. Ng (Singapore)*
- 11.46 The Surgical Treatment of Superficial Peroneal Nerve Neuromas  
*R. Francis (UK)*
- 11.54 Cadaverous study of the head vascular anatomy of the first metatarsal  
*M. Alcaccer (Argentina)*
- 12.02 Scarf-Akin osteotomy in adolescent hallux valgus deformity  
*Y. Agrawal (UK)*

**12.10 Closing Ceremony****12.30 Light Lunch and Depart**

# SUBMISSION OF PRESENTATIONS AND SPEAKER PREVIEW ROOM

Presentations (in Microsoft Powerpoint) should be brought to the Congress on memory stick. Presentations must be checked in and previewed at the Speaker Preview Room at the latest 3 hours before your presentation. Speakers are not permitted to use their own laptops in the auditorium. The equipment in the congress venue will be equipped with, Powerpoint 2007, QuickTime player, Windows Media Player 9/10, WinAmp. If you require another software type please inform the EFAS Secretariat at Email: [efas@eventplus.ie](mailto:efas@eventplus.ie) in advance of the congress.

## VENUE

### VENUE

#### **Host City - Geneva**

Geneva is located at the south-western end of Lake Geneva. Geneva is a global city and a worldwide centre for diplomacy and has been referred to as the world's most compact metropolis and the "Peace Capital2". Geneva's world famous lakefront is the centerpiece of the city. The **Jet d'eau** spouting 140 meters into the air is the world's tallest and symbolizes Geneva's heritage as a leader in the field of hydraulic power. The **Promenades** along the left and right banks of the lake are filled with cafes, parks, street markets and other diversions from lake cruises to amusement rides to water skiing. The **Bains des Paquis** on the western shore opened in 1932 and visitors can enjoy its saunas and unique bathing areas along this sunny concrete jetty. Dominating the eastern bank, the giant **Flower Clock** in the English Garden is a tribute to Geneva's watch industry. The dial is composed of some 6,500 flowers and is updated with new arrangements several times per year.

**Some 'Must-See' touristic highlights include;**

**Rousseau Island:** This romantic island named after the Genevan philosopher Jean-Jacques Rousseau.

**Batiment Des Forces Motrices:** Geneva's first hydro-electric power plant providing the city with water and electricity. Today the massive building serves as a 985 seat opera house overlooking the Rhone River.

**Saint Peter's Cathedral:** built between 1150 and 1230 and major significance since 1536 as centre of the Reformation under John Calvin.

**The Old Town:** a maze of sloping cobblestone streets and alleyways filled with cafes, boutiques and historical landmarks at every turn.

**Russian Church:** The unexpected Russian Church pierces the skies near the old town with its flaming gilded cupolas and golden spires.

**Reformation Wall:** this monument commemorates the major events and figures of the Protestant Reformation.

**Place Neuve:** the square at Place Neuve represents the pinnacle of high culture in Geneva.

**Schtrumpfs Building:** Named after the French word for the "Smurfs," the Schtrumpfs is a modern architectural landmark.

**Carouge:** Just over L'Arve River, the neighboring town of Carouge is a Mediterranean style hamlet modeled after the city of Nice in France.

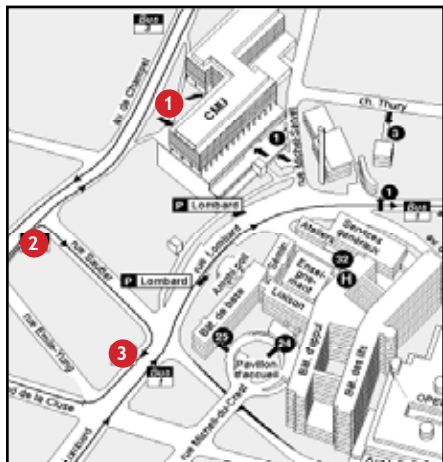
### CONGRESS VENUE - CMU

CMU (Centre Medical Universitaire)  
Universite de Geneve  
Faculte de Medicine  
1 rue Michel-Servet  
CH-1211 GENEVE 4

## ACCESS BY CAR TO CMU

Follow signs for underground Hôpital Parking Lombard (pay parking). Please ensure you take the correct lift to the CMU Building.

## ACCESS BY BUS TO CMU FROM CITY CENTRE



Bus transport from Gare Cornavin (city centre) to **CMU 1** (enter CMU at Av. De Champel):

**Bus 5** (direction Hôpital) and the stop for the CMU is **Place Claparède 2** Walk up the street onto Avenue de Champel and you will see the **CMU Building** in front of you on the right (slightly uphill). You will enter the CMU Building at Level 3 Poster Exhibition and Registration (Lectures on Level 2)

For **return bus 3** to the city centre you can take **Bus 1 and Bus 5** (Gare Cornavin) from Rue Lombard (Exit CMU at Level 1)

**FREE Transport card** for Visitors to Geneva for use on all bus and train transport, including airport trains, during your stay. Available at all hotel Receptions and Geneva Tourism offices.

Allow **20 minutes** for bus transfer from Gare Cornavin to CMU at peak times (buses every 7 minutes during peak times)

## SOCIAL PROGRAMME

All the social activities can be booked on the registration form and online at [www.efas.co.uk](http://www.efas.co.uk)

### SOCIAL EVENING ACTIVITIES

#### Thursday 2nd September

##### Welcome Reception at Restaurant Hôtel du Parc des Eaux-Vives

18:00-19:00 The Welcome Reception takes place on the garden terraces at Restaurant Hôtel du Parc des Eaux-Vives, a historical 18th century building located within the beautiful Parc des Eaux-Vives with grand views of Lake Geneva. Coaches depart CMU building from 17:30 (last coach 17:45). The Reception is for 1 hour and guests will be transported back to the city centre. Last coach will depart for city centre at 19:15.

Tickets: 1 complimentary ticket per registered delegate. Extra tickets: €35



#### Friday 3rd September

##### Congress Dinner at Four Seasons Hotel des Bergues, Geneva



19:30 -23:00 The EFAS Congress Dinner is hosted in the Four Seasons Hotel des Bergues. With a ballroom created to host the League of Nations the hotel is Geneva's most historic gathering place. Enjoy an Aperitif and Dinner with EFAS friends and colleagues on this special evening. Tickets: €90 per person.

## TOURS

All activities can be reserved on the Registration form and will be dependent on reaching the minimum booking numbers of 25 persons

### Thursday 2nd September

#### 09:30-13:00 Walking Tour of Geneva Old Town

This walking tour of Geneva will depart from Place Neuve, in front of the Grand Theatre. Your guide will take you through the maze of narrow cobbled streets of the Old Town where you will see the Town Hall, St. Peters Cathedral, the Arsenal and Reformation Wall. You will discover the wealth of events that have coloured the Old Towns 2000 year history as well as Geneva's international influence (religion, culture, philosophy, culture, science) over the centuries. Depart Point: Place Neuve, in front of the Grand Theatre (Geneva city centre) Cost: €20 per person



### Thursday 2nd September

#### 14:00-17:00 Afternoon City Tour with visit to UN Building

You will leave at 14:00 by coach from the CMU for a city tour to include a visit to the Palais des Nations where you will see how Geneva has become the symbol it represents today. At the UN Building you will enjoy a guided tour covering the UN's history, structure and activities visiting the main conference rooms and you will see the artistic gifts donated by numerous countries. Included in this city tour, you will take a small train to visit the old town with its cathedral and the house of Calvin. After getting back in the bus, you will head for the banks of Lake Geneva with the fountain (more than 100 meters high) and see the famous flower clock. Depart Point: CMU Building Cost: €35 per person (including entrance fee to UN Building)



### Friday 3rd September

#### 09:00-17:00 Tour Geneva Countryside and Visit Chillon Castle and countryside

The coach will depart at 9:00 for a tour to Lausanne, Montreux and the Chillon Castle. You will discover the Swiss banks of the lake, the city of Lausanne (famous for its cultural life and its architecture), the Lavaux vineyard (classified by the UNESCO world heritage program) and Montreux (Charlie Chaplin and Freddy Mercury lived here!). Finally, you will visit the Chillon castle, one of the most visited monuments in Switzerland. Depart point: CMU Building Cost: €50 per person (not including lunch)



### Saturday 4th September

#### 14:00 - 18:00 Geneva Countryside with Wine Tasting

The coach will leave Geneva for the countryside through vineyards and beautiful residences with magnificent views on the lake, the Jura mountains and the Alps. September is the time for the grape harvest which will enable you to see the work of winegrower and to taste the fruits of the harvest with a wine tasting in a beautiful wine cellar at Peissy. Depart point: CMU Building Cost: €35 per person

# GENERAL INFORMATION & FREQUENTLY ASKED QUESTIONS (IN ALPHABETICAL ORDER)

## ACCESS TO GENEVA AND CMU (CONGRESS VENUE)

**By Air** Geneva International Airport is located 5 km (3 miles) from the city centre.

**By Rail** from the Airport. A frequent and direct rail connection links the airport to the downtown railway station in 7 minutes. The Airport Station is **Cointrin**. The central station in Geneva city centre is **Cornavin**. Please view **Web: [www.cff.ch](http://www.cff.ch)** for train timetables.

**FREE Ticket for public transport to Geneva** from the airport valid for 80 minutes and for arriving passengers. Get free ticket from the automatic machines in Geneva Airport train terminal.

Passengers must hold a valid plane ticket.

**Taxis** Taxis are available at the airport and the charge is usually CHF 30.- to CHF 35. (c. €21.50-25 and depend on traffic conditions, time of day and number of passengers. Please confirm the rate with the driver before your journey.

**Buses** There are buses from the airport (Cointrin) to the centre of Geneva (Cornavin) for access to the city centre hotels. Please refer to [www.tpg.ch](http://www.tpg.ch) for timetables and routes.

**From Airport via City Centre direct to CMU Congress Venue** The main bus route that travels from the **Airport (Cointrin)** via the city centre and in the direction of the **congress venue, CMU, is Ligne 5 (Bus 5) Direction Hopital**. The stop (arrêt) closest to CMU is **Place Claparède**.

**FREE Transport Card** for Visitors to Geneva for use on all bus and train transport, including airport trains, during your stay. Available at all Geneva hotels (ask at Reception) and Geneva Tourism office [www.geneve-tourisme.ch](http://www.geneve-tourisme.ch)

## ACCREDITATION

The Congress has applied to EACCME for Accreditation

## CANCELLATIONS

**Registration** - Payment in full is required in advance for Registration Fees, Social Events and Accommodation. Cancellation of registration must be received in writing to the EFAS Secretariat. Refund of Registration and social event fees (less €50 administration fee) will be given up to 3rd August 2010. No refund of registration fees or social event fees can be given after 4th August 2010. **Accommodation** - As the bookings are on a group basis any cancellations of accommodation must be received in writing and **will be subject to the cancellation policy of the individual hotel and refunds will only be made if the hotel re-sells the room and does not charge for the room.**

## CURRENCY

Registration, Accommodation, Social Events and Accompanying Persons Fees payable to EFAS in Euro €. The currency in Switzerland is Switzerland Francs (CHF). The exchange rate is c. €1 = 1.41 CHF (exchange rate at date of publication).

## HOTELS

EFAS has booked accommodation in a number of 3 and 4 star hotels in Geneva. Accommodation can be booked in the congress hotels using the registration form or online at [www.efas.co.uk](http://www.efas.co.uk) Full payment is required in advance for all accommodation bookings. All hotels that EFAS has reserved are within 5 minutes walking from Geneva Central Station, Gare Cornavin, so they are very convenient for the bus service, Bus 5, to the CMU congress venue.

## INSURANCE

EFAS, the Local Organizing Committee, and the CMU Conference Centre accept no liability for personal injuries sustained or for loss of or damage to property belonging to Congress delegates, either during or as a result of the Congress. **Registration Fees do not include insurance.** Insurance should be purchased in your country of origin.

## LANGUAGE

The congress language is English

## PAYMENT

Registration Forms must be accompanied by payment in full for Registration Fees, Social Events and Accommodation. Registration Forms submitted with no method of payment and no evidence of Bank Transfer will not be processed. Pre-congress registration payment may be made by credit card (Visa or Mastercard) or bank transfer only. **Please note:** Credit Card payments will appear on your credit card statement to **Event Plus Ltd.** and not to EFAS.

*Payment by Bank Transfer should be made to the following account:*

AIB Bank, Dun Laoghaire, Co Dublin, Ireland.

Acc No: 3698 3593

Branch Code: 93 34 06

International Swift Code: AIB KIE2D

Reference: EFASGen10

## REGISTRATION

Registration is open only to medically qualified orthopaedic surgeons and doctors in training. Qualifications and Institution of Employment must be stated on the Registration Form.

On-line Registration (including Accommodation, Social Events and Accompanying Persons Programme) is available at [www.efas.co.uk](http://www.efas.co.uk)

### **Free Paper Presenters and Poster Presenters**

All participants including Free Paper presenters (oral and poster), any co-authors attending the conference, and Accompanying Persons are required to register.

Free Paper presenters must register for the Congress before 30th June 2010 in order to have their abstract published in the Final Programme and Book of Abstracts.

Failure to register before this date will mean removal from the programme.

### **Trainee Fee**

A reduced Registration Fee is available for doctors in training. A letter from the supervisor or head of department is required. If the Registration Form is not accompanied by proof of training status, the full registration fee is automatically applied.

Registration Fee includes the following:

- Participation in all scientific sessions of the congress
- Full access to poster presentations and commercial exhibition
- Access to Industry Workshops
- Congress Pack containing a Final Programme, an Abstract Book, Certificate of Attendance
- Attendance for 1 person at the Welcome Reception\*
- Coffee breaks and lunches (Thursday - Saturday)

\* *Extra tickets for the Welcome Reception can be purchased for Accompanying persons.*

### **Registration Desk**

The Registration Desk at the conference centre will be open at the following times:

Wednesday	1st September	16.00 - 18.00
Thursday	2nd Friday 3rd September	07.00 - 18.00
Friday	3rd September	07.00 - 18.00
Saturday	4th September	07.30 - 13.00

## VISAS

Delegates requiring a visa for entry to Switzerland are strongly advised to make their application in their home country at least three months before the intended date of travel. In case of doubt, information can be obtained from your Swiss Consulate, or from your travel agency.

# EFAS FORTHCOMING MEETINGS - 2011



## 13TH EUROPEAN FOOT AND ANKLE SOCIETY INSTRUCTIONAL COURSE

15th -16th April 2011, Radisson Blu Reval Hotel Lietuva, Vilnius, Lithuania

**Contact:**

efas@eventplus.ie or view [www.efas.co.uk](http://www.efas.co.uk) Tel: +353 1 230 2591 Fax: +353 1 230 2594

## EFAS SPECIALTY DAY, 12TH EFORT CONGRESS

Friday 3rd June 2011, Copenhagen, Denmark

**Programme contact:**

efas@eventplus.ie Tel: +353 1 230 2591 Fax: +353 1 230 2594

## 3RD EFAS ADVANCED SYMPOSIUM & WORKSHOPS

December 2011, Munich, Germany

**Contact:**


efas@eventplus.ie or view [www.efas.co.uk](http://www.efas.co.uk) Tel: +353 1 230 2591 Fax: +353 1 230 2594

## OFFICIAL JOURNAL OF THE EUROPEAN FOOT & ANKLE SOCIETY (EFAS)

*Foot and Ankle Surgery* is essential reading for everyone interested in the foot and ankle and its disorders. The approach is broad and includes all aspects of the subject from basic science to clinical management. Problems of both children and adults are included, as is trauma and chronic disease.

The aims of this journal are to promote the art and science of ankle and foot surgery, to publish peer-reviewed research articles, to provide regular reviews by acknowledged experts on common problems, and to provide a forum for discussion with letters to the Editors. Reviews of books are also published.

Papers are invited for possible publication in *Foot and Ankle Surgery* on the understanding that the material has not been published elsewhere or accepted for publication in another journal and does not infringe prior copyright. The papers published in *Foot and Ankle Surgery* are indexed/abstracted in: the Allied and Complementary Medicine Database, EMBASE, EMCARE, Pascal, Scopus, MEDLINE and Mosby's Nursing Index.



## Now indexed in Medline!

**Editors:**

Sandro Giannini

Tom W. Smith

Michael M. Stephens

*Foot and Ankle Surgery* is published by Elsevier.

For more information about the Journal visit the Journal homepage: <http://www.elsevier.com/fasu>

# Artelon<sup>®</sup>

Leveraging clinical outcome

## Artelon<sup>®</sup> Tissue Reinforcement

For augmentation of soft tissue repair including the Achilles tendon

- Adds strength to the repair construct
- Provides support during repair and remodeling



## Artelon<sup>®</sup> MTP Spacer

For treatment of hallux rigidus

- Reduces pain
- Creates mobility



Read more about Artelon<sup>®</sup> and our solutions for *Resurfacing* and *Reinforcement* at [www.artimplant.com](http://www.artimplant.com)

## 8<sup>TH</sup> EFAS CONGRESS MAJOR SPONSOR



## SPONSORSHIP CLUB

EFAS is grateful to its Platinum and Gold Sponsors for their continued support of the society.

### Platinum Sponsors



### Gold Sponsors



For information on the EFAS Sponsorship Club please contact the EFAS Secretariat  
Email: [efas@eventplus.ie](mailto:efas@eventplus.ie)